


PelletsCompact
ETA PC
20 to 105 kW



... my heating system



**The powerful little pellet boiler
for larger buildings**



A passion for perfection.
www.eta.co.at

Small boiler, high performance



The ETA PelletsCompact is the ideal boiler for large single-family homes, apartment buildings and businesses.

The ETA PelletsCompact needs minimal space and is the ideal pellet boiler for renovations or in newly built large residential buildings and office spaces.

Can be set-up anywhere

The ETA PelletsCompact (only for 20-32 kW) can be operated room air independent, which means the combustion is supplied with oxygen from outside. This means that the boiler can also be situated in heated buildings or in rooms with air conditioning. In fact, the ETA PelletsCompact looks so stylish that you can even set it up where it is visible.

Energy packed pellets for effortless heating

Pellets are sticks of energy made from compressed wood-by-products. Relying on energy dense pellets means heating fully automatically and with the highest degree of ease. Only the ash bin needs to be emptied every now and again during the heating

season. The pellet store room can be up to 20 m away from the boiler and needs no more space than an oil tank room. The ETA PelletsCompact is also perfect for a boiler replacement, which reduce the operating costs and CO₂ emissions significantly.

Using resources sensibly

In contrast to resources such as oil and gas, pellets have zero impact on the climate, as they are carbon neutral. During its growth, the tree absorbs as much CO₂ as it later releases during combustion. In addition, no more CO₂ is released during combustion than when wood waste rots naturally.

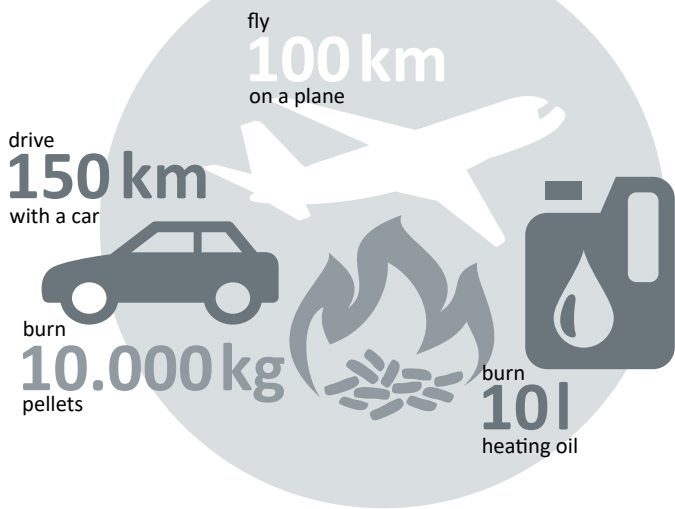
A win-win situation

Save heating costs, boost your domestic economy and help the environment in the process: heating with pellets pays off. Currently, around 7 million cubic metres of excess wood is growing in Austria - and forested areas are increasing across the whole of Europe.

Using resources sensibly

In contrast to fuels such as oil and gas, pellets hardly effect the climate. That is because trees absorb as much CO₂ during growth as they later release during combustion. In addition, the CO₂ released when burning is equal to or less than that of naturally rotting wood.

about 30 kg **CO₂** are emitted when you

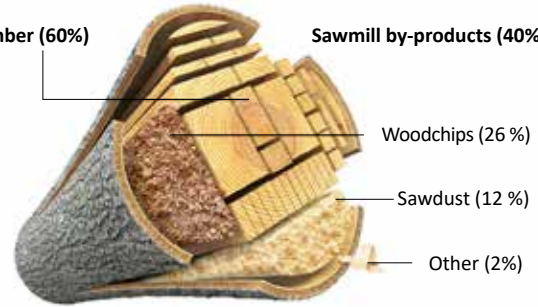


Wood cutting in the sawmill

100% softwood* (without bark) consisting of:

Sawn timber (60%)

Sawmill by-products (40%)



*More than 95% of sawmill products in German sawmills are made of softwood.

Source: Döring, P.; Mantau, U: Standorte der Holzwirtschaft - Sägeindustrie - Einschnitt und Sägenebenprodukte 2010. Hamburg, 2012.

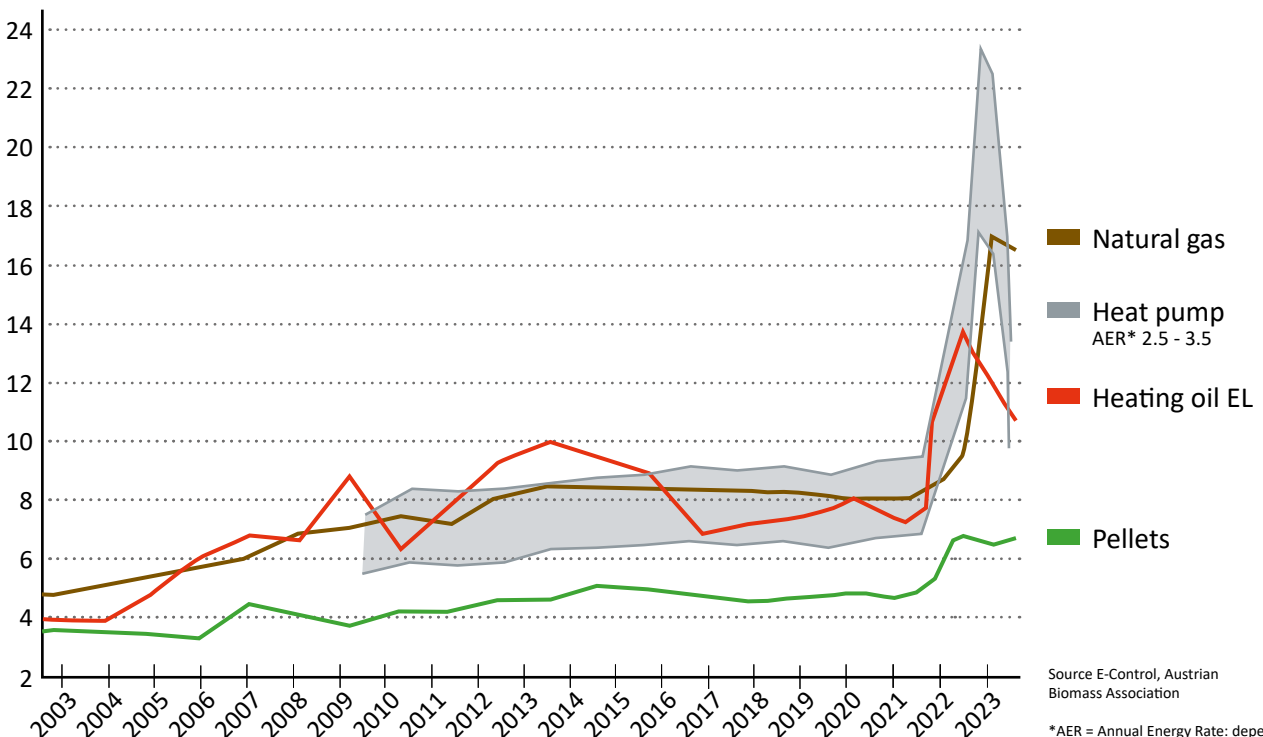
Conversion: DEPI. German Pellet Institute, using images from mipan / 123RF.com and Can Stock Photo / dusan694

No extra trees have to be felled to produce pellets, because the wooden briquettes consist mainly of sawdust, a waste product of the wood industry.

Price development of energy sources

for households 2002 - 2023

Cent/kWh



Source E-Control, Austrian Biomass Association

*AER = Annual Energy Rate: depending on the existing building

Always space for pellets

The pellet store can easily be set up anywhere an oil tank has previously stood. It doesn't even have to be near the boiler, but can be located up to 20 m away. If the pellet store is located beneath the boiler, and if using a suitable conveying system, up to two storeys can be overcome. If there's no space in the house, the store room can also be set up in an adjacent building or an underground tank can be used. The store room just needs to be dry so that the pellets don't swell up. Wooden cladding can help in rather damp rooms.

A clean solution

The pellets, which are created from the compacted waste products of the wood industry, are delivered by tanker and blown into the store room. So the delivery of pellets is an extremely clean and easy process. If the store is sealed, no dust can escape here either.

How do the pellets get to the boiler?

Discharge screw: It stretches the entire length of the store room, can be up to 6 m long and transports the pellets from the store room to the transport hoses, which lead to the boiler. From here, the pellets are conveyed further with a vacuum turbine. After transport the hoses are vacuumed empty. Hence they do not clog up and always work with the highest degree of efficiency. With this standard system, the store room can be completely emptied.



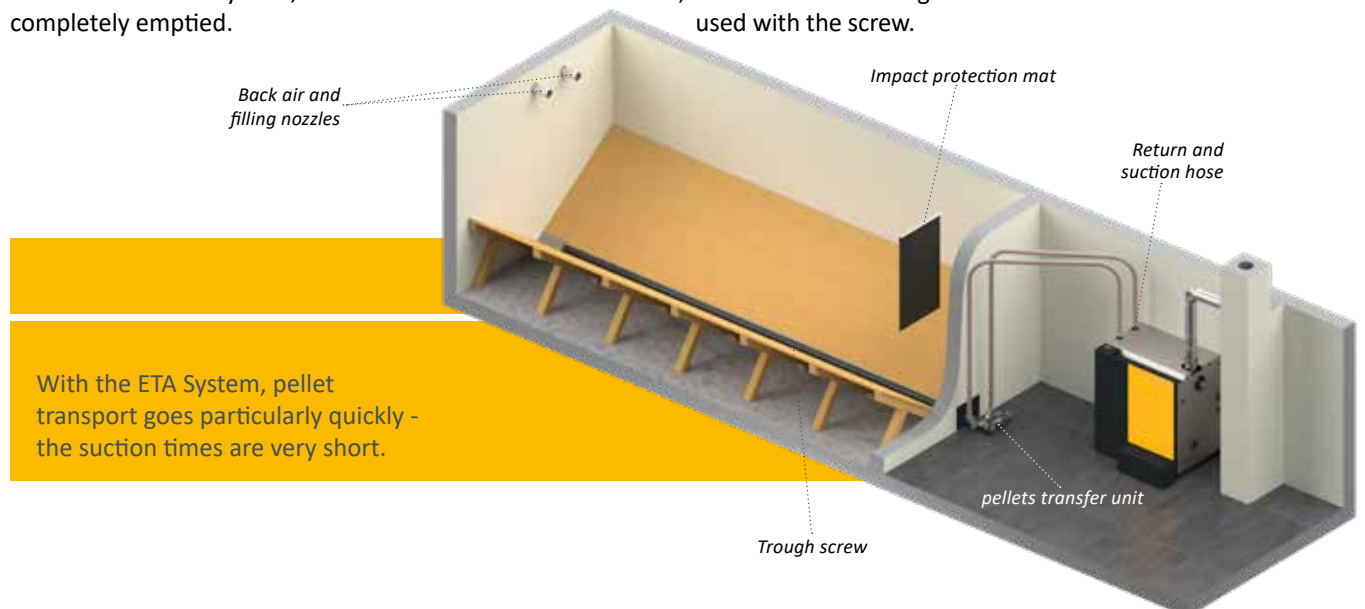
How big does my store room have to be?

The approximate pellet requirement per year in tonnes is calculated by dividing the heating load in kilowatts by 3. To calculate the pellet requirement in cubic metres, divide the heating load by 2. So, for example, for 30 kW heating load you need approx. 15 m³ or 10 tonnes pellets per year. When moving from another energy source, the pellet requirement can also be determined from the previous consumption.

1 ton of pellets roughly corresponds to:

- 500 l heating oil
- 520 m³ natural gas
- 750 l liquid gas
- 600 kg coke (fuel)
- 1,400 kWh power with geothermal energy pumps (coefficient of performance 3.4)
- 2,000 kWh power with air heat pumps (coefficient of performance 2.5)

Over the inclined smooth floor, the pellets automatically slide to the transport screw. The impact protection mat is suspended opposite the filling nozzles, so that the pellets do not shatter on the wall when they are blown into the store room from the truck. The prerequisite for this construction is that the connections for the transport hoses to the boiler are located on the narrow side of the store room, so that the whole length of the room can be used with the screw.

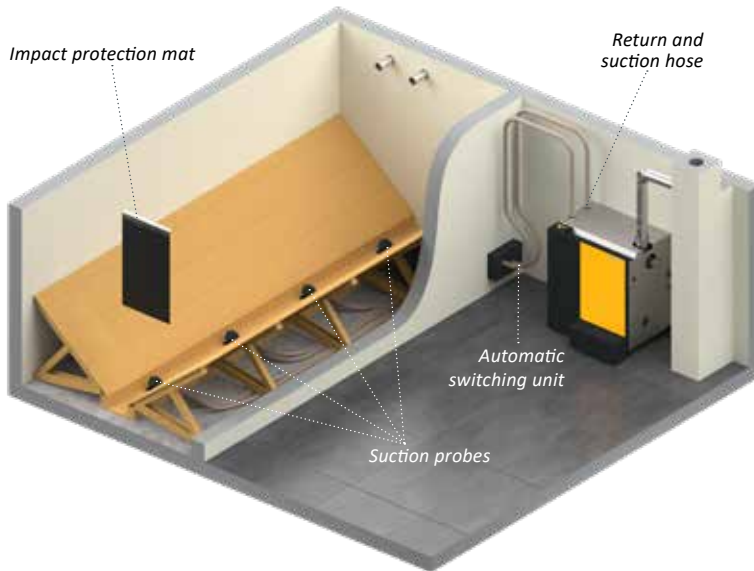


With the ETA System, pellet transport goes particularly quickly - the suction times are very short.

Suction probes:

If the shape of the room is not suitable for a discharge screw, the ETA suction probe system is the ideal choice. Here, the pellets slide over the slanting and smooth wooden floor directly to the four suction probes, which alternately transport pellets away from the store room. Through automatic changeover, the fuel supply is not interrupted if a probe doesn't get any pellets at a certain

point in time. The prerequisite for this system is that the store room is situated opposite the boiler in the same storey or higher, and that the store room is no longer than 4 m. Unlike screws, the suction probes do not fully empty the store room. When the storage room capacity is tight, this can be a disadvantage. The advantage is that this system can be used even in angled store rooms.



With the suction probes, nearly any room can be used as a pellet store, even if the store room is angular. Eight probes are also possible with larger store rooms.

Mole conveying system:

Due to the structural constraints, conventional ETA pellet conveying systems may have some limitations in terms of usable pellet storage volume. The high quality E3 mole conveying system is a useful application in this situation.



ETA tip: storage in the ETA Box

One particularly practical solution is the ETAbox. It can be set up in the boiler room, in an attic, in a barn or – if covered – even outside. It even keeps the pellets dry in damp rooms. Distances of up to 20 metres of suction hose stretching from the box to the boiler are no problem. Please note that the ETAbox cannot be set up directly on a wall. This is why the space required is a bit larger compared to a brick store with the same capacity.



With the E3 mole conveying system, the storage space can be almost completely emptied and the sloping wooden structure is eliminated.



Heat, just the way you need it

The PelletsCompact doesn't just produce heat, the ETA System also distributes it efficiently. Rely on the perfect control centre for your heating and hot water system.

The ETA PelletsCompact is equipped with a controller for the entire heating system. Whether you want to integrate a solar heating system, a conventional hot water preparation system or a buffer storage tank with an instantaneous hot water module, and whether the energy is transferred with radiators or via floor or wall heating: everything is controlled from a touchscreen on the boiler or via a computer or smartphone. Simple images show you if your solar heating system was operating or how full your buffer is.

With buffer, please

Of course the PelletsCompact can work by itself. However the ETA buffer storage is its perfect partner. Above all, when heating in autumn or in spring and for hot water preparation in the summer, often less energy is needed than the boiler

produces. The buffer stores this excess heat and releases it on demand. This saves fuel and protects the boiler, because fewer boiler starts are needed.

The ETA stratified buffer is also ideal for the integration of a solar heating system. In summer, hot water can be produced at virtually no operating costs. But in winter, the solar collectors seldom produce the 60 °C that are common for hot water preparation. Then the water that is heated by solar energy is fed through the underfloor or wall heating. This usually works with hot water temperatures of just 30 to 40 °C.

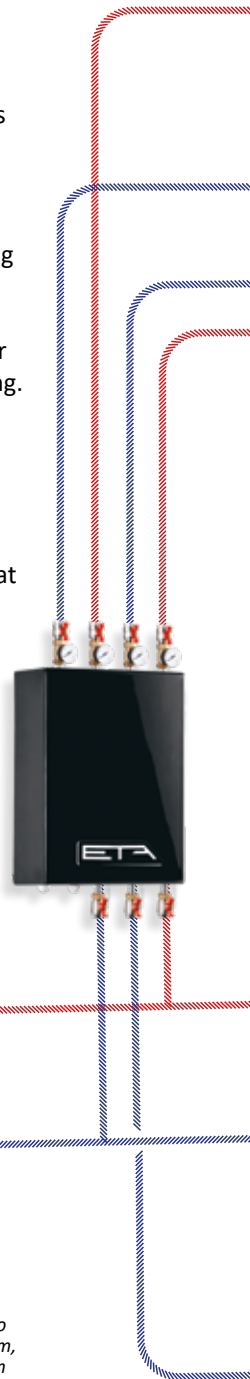
The ETA stratified buffer can also be equipped with an instantaneous hot water module, which constantly reheats tap water with the help of a heat exchanger. This ensures that the risk of germs and bacteria is minimised.


The ETA mixing circuit module for two heating circuits saves a lot of time and money during installation, as no sensor lines, pumps or mixer cables have to be installed.

Remote controlled via the meinETA communication platform

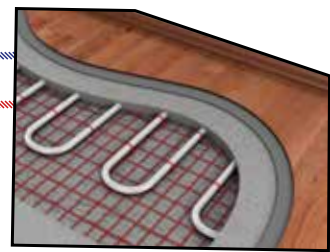


No matter whether you want to integrate a solar heating system, a hot water preparation system or a buffer storage tank with an instantaneous hot water module: the whole system can easily be controlled from a touch screen on the boiler.





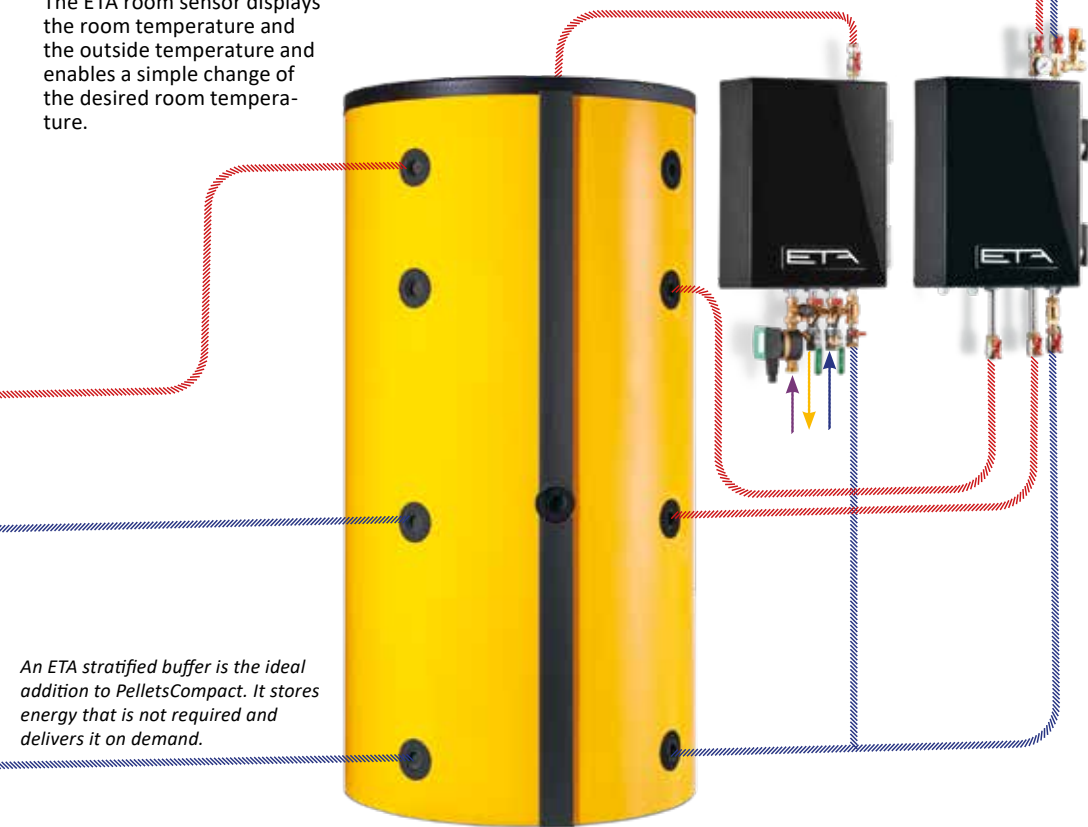
For smaller solar heating systems with large buffer storage tank volumes or for very large solar heating systems, the ETA stratified charging module ensures maximum efficiency.



The ETA stratified buffer can also be equipped with an instantaneous hot water module, which constantly reheats tap water with the help of a heat exchanger. This ensures that the risk of germs and bacteria is minimised.

Everything at a glance!

The ETA room sensor displays the room temperature and the outside temperature and enables a simple change of the desired room temperature.



An ETA stratified buffer is the ideal addition to PelletsCompact. It stores energy that is not required and delivers it on demand.



Safe, reliable and easy to use

When selecting a new heating boiler, you are making a decision that can have an effect on your daily life for many years. You determine how relaxed you feel and how much you have to worry about maintenance and cleaning. This is where quality at a fair price pays!

Automatically clean


The ETA PelletsCompact cleans itself automatically – and not just at certain intervals, but precisely when it's needed. This ensures low emission values and the highest degree of efficiency during the heating season. You never have to open the combustion chamber and get yourself dirty. Not only is the combustion chamber de-ashed effectively, the heat exchanger is also regularly cleared of deposits. As the pellets are burnt very efficiently, less ash is produced. In addition, the ash is compacted in the ash box. Which is why it only needs to be emptied occasionally. And this is easily and quickly done.



Rotary valve

The safe system. The rotary valve completely protects you from burn-back: Burning should only take place in the combustion chamber and nowhere else.

A transport screw brings the pellets to the rotary valve – and only as many as the rotary valve can handle. This is why the pellets do not become wedged, crushed or broken. Thanks to this ETA developed system, the sealed edges of the rotary valve do not wear out. The system remains safe throughout the entire life of the boiler.





Operation with external air supply. The ETA PelletsUnit can be operated with external air, so the combustion is supplied with oxygen from outside and not from the ambient air in the interior. This means the boiler can also be located within a heated building shell, without having to permanently open a window in the deepest of winter.

Noiseless ceramic igniter

Sparking technology. The energy used for ignition is much lower than other ignition systems. The ignition itself works quicker.



Lambda probe


It's about the mix. With its help, the mixing ratio of fuel and oxygen are perfectly matched. So different pellet qualities achieve the best possible efficiency. In addition, the probe immediately detects if the ignition was successful. This reduces the ignition time and saves power and money.

Control system

Versatile, but not complicated.

Whether combustion control, pellet conveying, buffer management, hot water preparation, weather-compensated heating circuit controlled with a weekly program for two circuits or the connected solar heating system: all of this can be controlled via a touchscreen directly on the boiler or via the internet from any PC, smartphone or tablet. It is a lot, but it is easy to handle as the images on the touchscreen are self-explanatory.





Controlled return riser with high-efficiency pump

Always at operating temperature. So as not to damage the heat exchanger, the water returning from the heating circuit must be brought to a certain temperature.

Draught fan


Underpressure in the boiler. Quiet as a whisper, this speed-controlled fan ensures underpressure in the boiler and determines the air quantity for the combustion. Energy-saving, it ensures consistent combustion results – largely independent of the condition of the chimney. No draught limiter is required for flue draughts of up to 15 Pa.




Revolving grate with cleaning comb

Clean burns well. This patented system cleans the combustion chamber of ash regularly – automatically after 30 to 60 kg of pellets are burnt. The air required for the combustion process is distributed across the clean grate segments. Additionally, the grate is constantly kept in slight motion. The gentle movement stokes the firebed and ensures even better combustion.

The ash is compacted and ends up in the ash box. Even at full load operation, it only has to be emptied from time to time during the year. When it is needed, the system sends an email or an SMS message. The information is also displayed on the touch display.





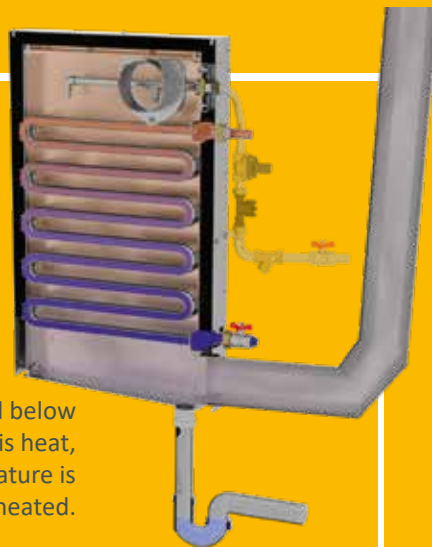
ETA BW condensing heat exchanger

The optional ETA condensing heat exchanger allows fuel savings of up to 10%. The reasons for this are the condensation energy generated and the significantly reduced exhaust gas temperature (with appropriate operation).

Compared to conventional condensing boiler systems, the ETA condensing heat exchanger sets new standards in terms of plant safety. This includes the integrated volume flow sensor and the active control of the water quantity.

Requirements:

- Suitability and approval of the exhaust system
- Water and sewer connection (for condensate drainage)
- Low return temperatures



The flue gas is cooled below the dew point. With this heat, the return temperature is preheated.



Automatic cleaning
The water flow during cleaning is determined with an integrated volume flow sensor, thus reducing the water consumption to the bare minimum.



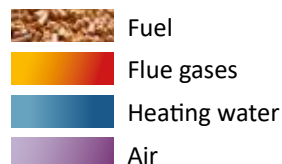
The way to heat


From pellet hopper to combustion chamber to pump: the interplay of high-quality components is needed!

- 1 **Vacuum motor:** It transports the pellets from the store room to the boiler's intermediate hopper.
- 2 **Pellet bin:** Here 60 kg or 118 kg of pellets are stored temporarily and are immediately available for use. This means pellets have to be transported from the store room to the boiler only once or twice a day for 10 minutes. You can even control when that happens.
- 3 **Rotary valve as burn-back protection:** It is the completely sealed closing door between store and combustion chamber and therefore safely protects against burn-back.
- 4 **Combustion chamber made from stainless steel:** Here, temperatures are produced that are high enough to burn wood cleanly and efficiently. This ensures less ash and low emissions, even under a partial load.
- 5 **Lambda Probe:** With its help the ratio of fuel and oxygen is mixed perfectly. This ensures that different pellet qualities achieve the best possible efficiency.
- 6 **Automatic de-ashing in the ash box:** The small amount of ash that still falls despite the optimised combustion process is firmly compacted in the ash bin. This means the ash bin only needs to be emptied every now and again during the heating season. When it's time, the boiler sends a reminder by email. The ash box is located outside and is, therefore, easily accessible.



The way through the boiler:





7 Safety devices: A safety valve and an electronic pressure sensor protect the boiler from overpressure. An automatic bleed valve is also integrated, so unwanted air is removed from the water circuit. The boiler does not need a thermal emergency cooling valve, as there is never too much fuel in the boiler that could cause overheating.

8 Draught fan: Quiet as a whisper, this fan ensures underpressure in the boiler. Additionally, it controls the air quantity and thus ensures safety in the boiler room.

9 Mixer: Here, the return temperature of the hot water is regulated to prevent condensation in the heat exchanger.

10 Pump: It is speed-controlled, highly efficient, energy-saving and ensures the optimum movement of hot water.

11 Cleaning drive: It ensures the boiler is clean. The heat exchanger is cleaned automatically with turbulators. The grate is also moved regularly and thus freed of ash. With the help of screws, the ash is automatically transported from the combustion chamber into the ash box.

12 Air connection for external air supply: It collects the air required for combustion from outside. Thus the boiler can be set up safely in any room – for example also with controlled domestic ventilation. Country-specific regulations are to be observed.

Simple and can be controlled from anywhere

Good technology is characterized by being user-friendly. You don't have to be a technician to use ETAtouch's many functions.

ETAtouch: the touchscreen as heating control

The days of confusingly arranged buttons and controls are over, because with the touchscreen of the ETA control system you can make all settings conveniently and easily. The icons are self-explanatory. Whether you generally have warmer or cooler temperatures, want to change the time for night setback or want to switch to setback mode during your vacation - you will intuitively tap on the right illustration without any operating instructions!

You can control your heating system via touchscreen and also have an overview of all integrated components such as buffer tanks, solar systems or hot water tanks.



Heating, night setback, Holiday setting: the operation is immediately clear



the free of charge internet platform

If your ETA control is connected to the internet, you can view and change all heating settings on your smart phone, tablet or PC. So you have your heating under control, no matter where you are!

When you log in at www.meinETA.at, you will see the touchscreen exactly as if you were standing directly in front of the boiler. If necessary, mein-ETA will also inform you free of charge by email about your heating system.

Within your own house network, direct access to the ETAtouch control of your heating system can also be achieved via VNC.

Quick help

Give your installer temporary access rights to your meinETA account. This way he can prepare for his visit to you. And maybe the technician doesn't even have to come because, thanks to myETA, he can tell you over the phone what you need to do to ensure that your heating system is optimally adjusted. You can see who can access your control via the status display. You always decide who belongs to your partner network!



For tablets, smartphones and PCs

meinETA runs on all common operating systems such as iOS or Android. meinETA can be loaded via PC using any modern internet browser.



Everything is very simple



Perfect for your smart home

The ETAtouch control can be easily integrated into common smart home systems as well as into a building management system (BMS). The mini server of the Loxone system exchanges data directly with the boiler via a ModbusTCP interface. And all you need to connect to a KNX bus system is the optionally available ETA KNX interface and a few simple clicks.

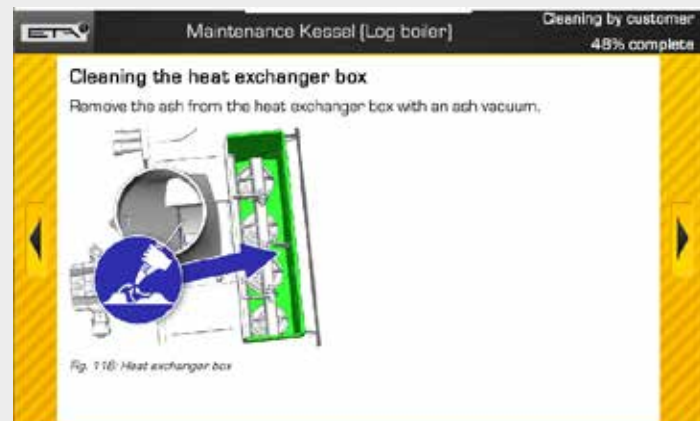
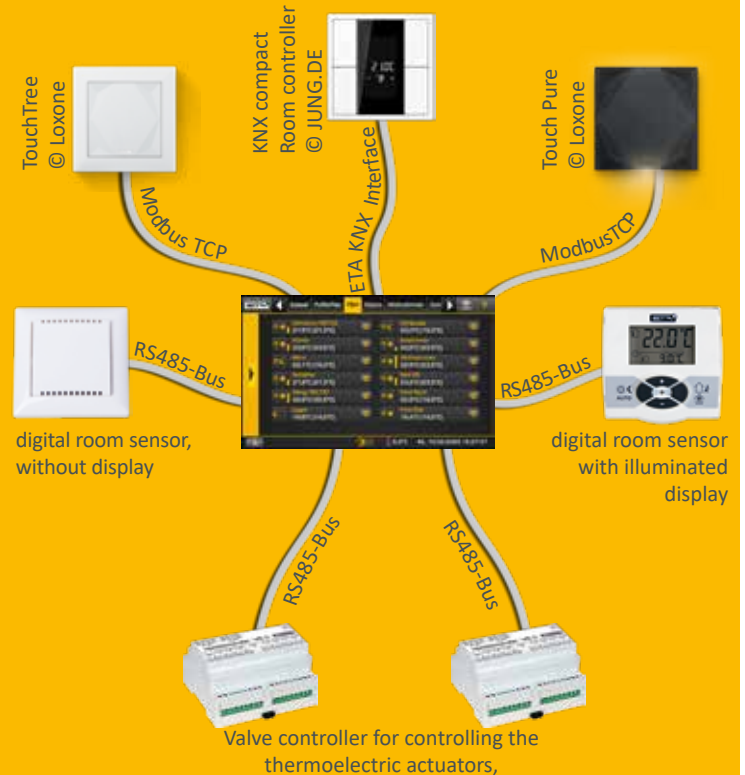


Maintenance assistant

Simply maintain your boiler yourself: the instructions on the boiler's touch display guide you step by step through the annual cleaning.

ETA individual room control interface example:

Whether Loxone, KNX or ETA individual room sensor with or without display: everything can be controlled via ETAtouch. It always passes on the correct signals to the valve controllers, which control how much hot water should come through to the respective room or heating section.



Everything on one display: the ETA Standard

A modern heating system is only effective if it is well-controlled. ETAtouch takes care of that.

At no added cost, the ETAtouch control system already includes all functions for two heating circuits, hot water supply via tank or instantaneous hot water module, as well as for the integration of a solar heating system. All ETA heating boilers also come with a LAN connection as standard. If you connect the boiler to the internet, you can easily control all components from a PC, tablet or smartphone.

Boiler and combustion regulation*

Speed-controlling the several components save power. The lambda and ignition time regulation increases efficiency. All components relevant to operation are monitored.

Buffer storage tank management**

Three to nine sensors in the tank control the heat generator in the system and distribute the energy to the different consumers. From using five sensors, cascading regulation, QM-Holz and peak load management are part of the ETA Standard.

Domestic hot water preparation*

Is made possible both via the ETA instantaneous hot water module but also via the hot water tank or combination tank. For all variants, circulation pumps can be controlled with time and/or requirement programs.

Solar heating systems**

Single or double circuit solar heating systems with one or two tanks, zone loading via the ETA stratified charging module and also two collector fields as well as three consumers are controlled.

Two weather-controlled mixing heating circuits**

They run with a weekly program which allows many time windows and automatic and/or manual additional functions. The system can optionally be expanded with room sensors and remote control.



Comprehensible also without the need for an operating manual: The symbols on the touchscreen are self-explanatory. So controlling the heating system becomes child's play.

Additional system functions

Detection of third-party heating devices, such as oil boilers, gas boilers, heat pumps and wood burning stoves, thermostat or differential temperature thermostat, external demand from external devices such as heating fans, control of transmission lines, with or without mixers, and also of heat transfer stations, single room control systems, for example.

Wall-mounted control box for more complex systems

All control systems can be extended with wall-mounted control boxes, with or without touchscreen.

* Control system and sensor included in standard delivery scope
** Control system depends on configuration, sensors are available as accessory

From Hausruckviertel to the world

ETA specialises in the manufacture of biomass heating, i.e. log, pellet and wood chip boilers. The most modern technologies combined with naturally growing resources.

ETA is efficient

Technicians designate the efficiency of a heating system with the Greek letter η , pronounced „eta“. ETA boilers stand for more heat with less fuel consumption, environmental soundness and sustainability.

Wood: old but excellent

Wood is our oldest fuel - and our most modern: There is a lot of history - from open fires in front of caves to modern biomass boilers. In the middle of the 20th century, the number of wood heating systems briefly fell. Oil heating became the new, hyped option. A brief interlude in comparison to the consistency of wood. Today, we know that heating with fossil fuel has no future. It contributes to global warming and harms the environment. Supply security is also not guaranteed in the long term, as fossil fuels are being depleted, aren't renewable and often come from unstable regions. While wood by contrast is a cheaper, locally grown, renewable raw material that does not pollute the climate when burnt. No wonder wood heating is booming!

Comfort with many components

Since December 1998, the Upper Austrian company ETA has been designing and building a new generation of wood-fired boilers. They are full of patented technologies and the most modern control technology – making them easy to use. Convenience and efficiency make ETA products so popular around the world. With a production capacity of up to 35,000 boilers per year and a global export proportion of around 80%, ETA is one of the leading biomass boiler producers.

You get more than just a boiler

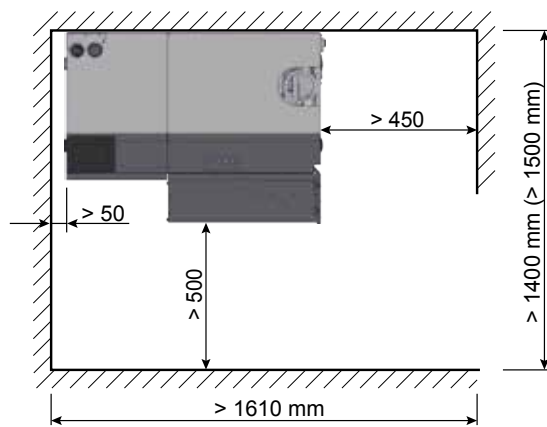
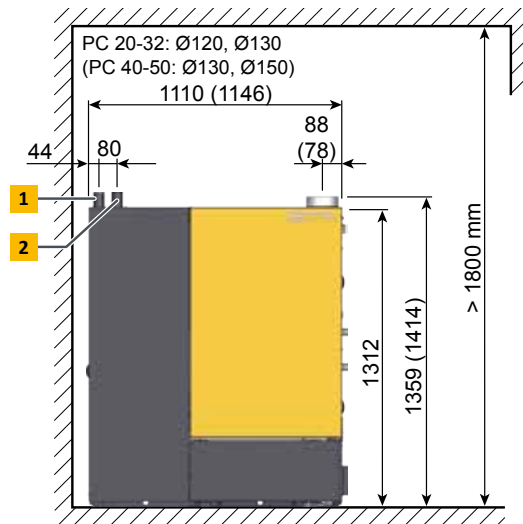
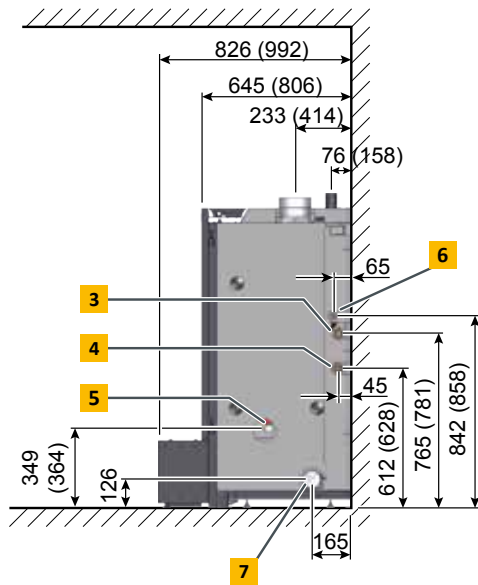
Anyone who decides on a wood or pellet boiler from ETA is choosing sustainability. This is not just in terms of fuel, but encompasses responsibility across the board, with sustainable workplaces in the region. More than 400 employees in Hofkirchen an der Trattnach have the best working conditions – including an in-house restaurant, bright assembly and storage halls, a fitness room and a sauna. There is even a free electric charging station for electric cars, which is supplied by the in-house photovoltaic system. This also covers all the power needed of a production hall and thus saves around 230 tonnes of CO₂ per year.



ETA PelletsCompact 20 to 50 kW

- 1** Pellet suction hose DN50
- 2** Pellet return air DN50
- 3** Flow with ball valve and screw joint R1" outer thread
- 4** Return with ball valve and screw joint R1" external threads
- 5** Discharge fitted with 1/2" filling and drainage valve
- 6** Outlet for the safety valve, flat sealing union nut R1"
- 7** Air connection for external air operation, DN80 (20-32 kW)

Dimensions in parentheses apply for boilers with 40-50 kW





PelletsCompact		20	25	32	40	45	50
Rated capacity	kW	6.0 - 20.0	7.3 - 25.0	7.3 - 32.0	12.0 - 40.0	12.0 - 45.0	14.6 - 49.9
Energy efficiency class**		A+	A+	A+	A+	A+	A+
Efficiency at partial / full load*	%	91.8 / 94.7	92.2 / 95.2	92.2 / 94.5	92.3 / 93.3	92.4 / 92.5	92.5 / 91.8
Transport dimensions W x D x H	mm	1,120 x 644 x 1,375			1,175 x 805 x 1,390		
Weight	kg	380			462		
Water volume	Litres	52			76		
Available residual pump head at $\Delta T = 20\text{ }^{\circ}\text{C}$ for buffer operation	mWS / m^3/h	5.9 / 0.85	5.6 / 1.06	4.3 / 1.36	4.2 / 1.7	3.5 / 1.92	3.3 / 2.13
Maximum distance to pellet store	m	20					
Ash box volume	Litres	44					
Required flue draught	Pa	> 3 above 15 Pa a draught limiter is required					
Electrical power consumption at partial / full load*	W	56 / 90	60 / 101	60 / 142	70 / 150	70 / 155	75 / 160
Maximum permissible operating pressure	bar	3					
Temperature adjustment range	$^{\circ}\text{C}$	70 - 85					
Maximum permissible operating temperature	$^{\circ}\text{C}$	95					
Boiler class		5 acc. to EN303-5:2012					
Suitable fuels		Pellets, ENplus A1, ISO 17225-2-A1					
Electrical connection		1x 230 V / 50 Hz / 13 A					

*Data from test report

**Energy labelling for packages (solid fuel boiler + temperature control)

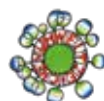
Technical changes and mistakes reserved!



Complies with EU standards



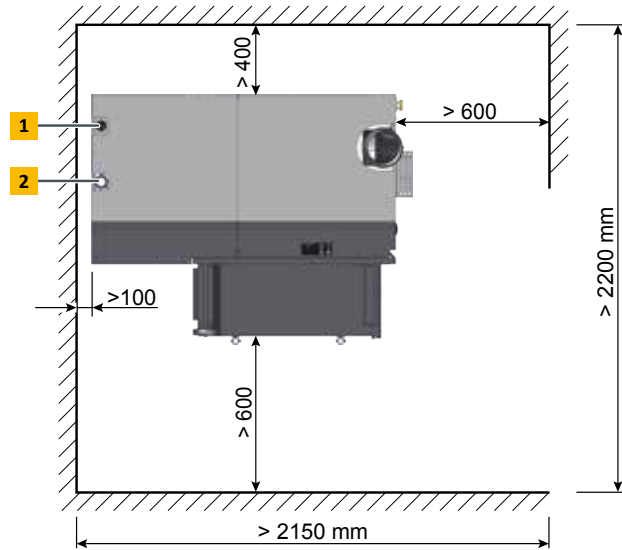
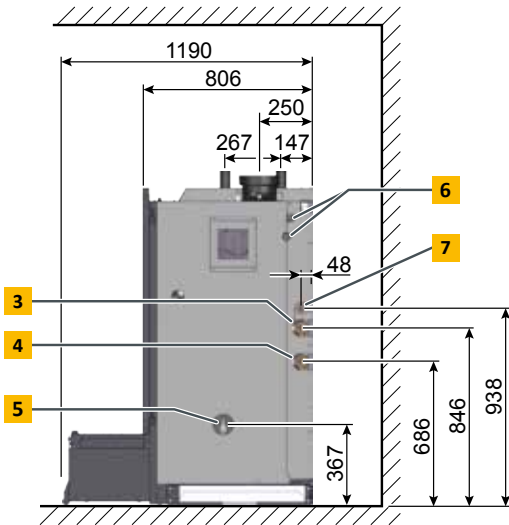
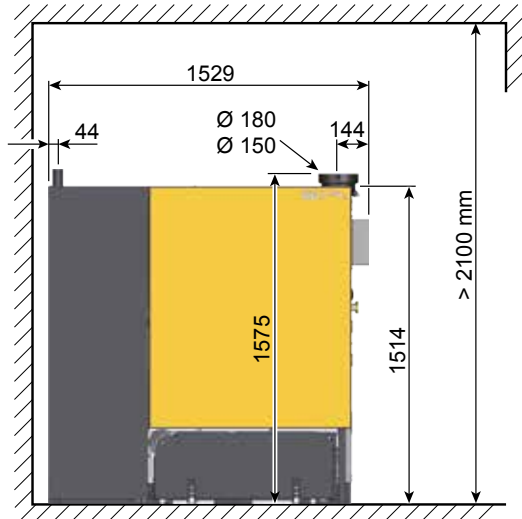
Quality seal Wood energy Switzerland



Austrian Ecolabel

ETA PelletsCompact 60 to 105 kW

- 1** Pellet suction hose DN50
- 2** Pellet return air DN50
- 3** Flow with R6/4" ball valve
- 4** Return with R6/4" ball valve
- 5** Discharge fitted with 3/4" filling and drainage valve
- 6** Safety heat exchanger, R1/2"
- 7** Outlet for the safety valve, flat sealing union nut R5/4" (to 100 kW); R6/4" (at 105 kW)





PelletsCompact		60	70	80	100	105
Rated capacity	kW	17.9 - 59.9	20.9 - 69.9	23.9 - 79.9	29.9 - 99.8	29.9 - 103
Energy efficiency class**		A++	A++	-	-	-
Efficiency at partial/full load*	%	92 / 93	92 / 93	92 / 93	92 / 93	92 / 93
Transport dimensions W x D x H	mm	1,528 x 806 x 1,593				
Weight	kg	770				
Water volume	Litres	147				
Available residual pump head (at $\Delta T = 20\text{ K}$)	mWS / m ³ /h	4.5 / 2.6	3.4 / 3.0	2.4 / 3.4	3.8 / 4.3	3.5 / 4.5
Maximum distance to pellet store	m	20				
Ash box volume	Litres	100				
Required flue draught	Pa	> 3 above 15 Pa a draught limiter is required				
Electrical power consumption at partial / full load*	W	68 / 160				
Maximum permissible operating pressure	bar	3				
Temperature adjustment range	°C	70 – 85				
Maximum permissible operating temperature	°C	95				
Boiler class		5 acc. to EN303-5:2012				
Suitable fuels		Pellets, ENplus A1, ISO 17225-2-A1				
Electrical connection		1x 230 V / 50 Hz / 13 A				

*Data from test report

**Energy labelling for packages (solid fuel boiler + temperature control)

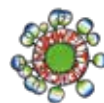
Technical changes and mistakes reserved!



Complies with
EU standards




Quality seal
Wood energy Switzerland



Austrian Ecolabel

NOTES





ETA Pelletboiler

ETA PU PelletsUnit	7 - 15 kW
ETA ePE pellet boiler	7 - 32 kW
ETA PC PelletsCompact	20 - 105 kW
ETA ePE-K pellet boiler	100 - 240 kW



ETA condensing heat technology

ETA ePE BW pellet boiler	8 - 36 kW
ETA BW condensing heat exchanger PU	7 - 15 kW
ETA BW condensing heat exchanger PC	20 - 105 kW




ETA SH log wood boiler and TWIN pellet boiler

ETA eSH log wood boiler	16 - 20 kW
ETA eSH-TWIN combination boiler with ETA eTWIN pellet boiler	16 - 20 kW 16 kW
ETA SH log wood boiler	20 - 60 kW
ETA SH-P log wood boiler with ETA TWIN pellet boiler	20 - 60 kW 20 - 50 kW



ETA wood chip boiler

ETA eHACK wood chip boiler	20 - 240 kW
ETA HACK VR wood chip boiler	250 - 500 kW



ETA buffer tank

ETA buffer	500 l
ETA buffer tank SP	600 - 5.000 l
ETA buffer tank SPS	600 - 1.100 l

ETA hydraulic modules

- ETA fresh water module
- ETA stratified charging module
- ETA system separation module
- ETA mixing circuit module
- ETA heat transfer module and station

Your heating specialist will be happy to advise you:



ETA Heiztechnik GmbH
 Gewerbepark 1
 A-4716 Hofkirchen an der Trattnach
 Tel.: +43 7734 2288-0
 Fax: +43 7734 2288-22
 info@eta.co.at
 www.eta.co.at

Technical changes and mistakes reserved

In order to provide you the benefits of our continuous development, we reserve the right to change specifications without prior notice. Printing and typesetting errors or changes of any kind made in the interim are not cause for claims. Individual configurations depicted or described here are only available as options. In the event of discrepancies between individual documents regarding the scope of delivery, the information provided in our current price list shall prevail. Images and symbols may contain options that are available for an additional cost.

Photo source: ETA Heiztechnik GmbH, Lothar Prokop Photographie, istockphoto, Thinkstockphotos, Photocase, Shutterstock.
 94101-EN, Prospekt PelletsCompact ETA PC EN, 2024-03

